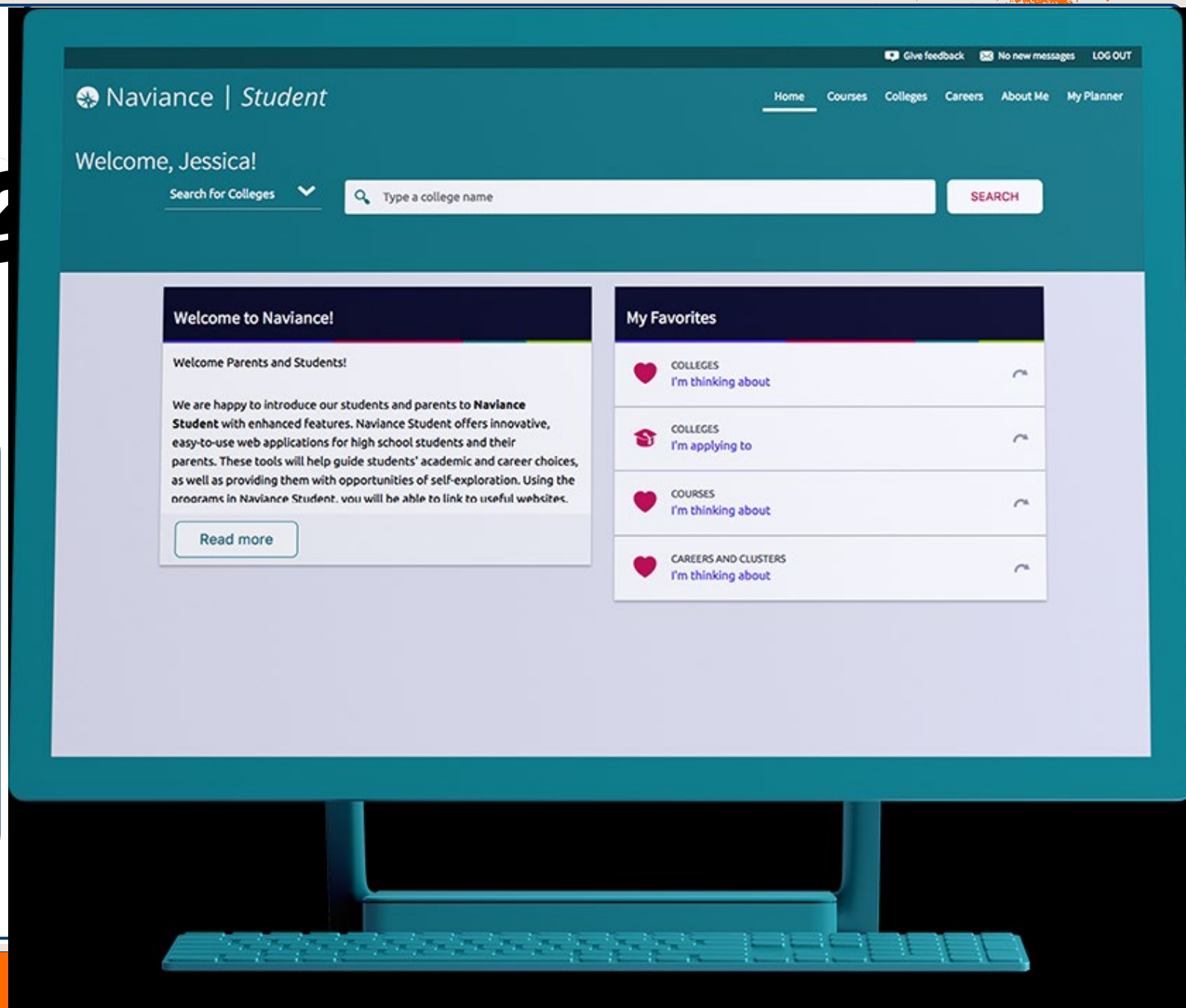




# What is Naviance?

Naviance is a comprehensive college and career readiness solution that helps districts and schools align student strengths and interests to postsecondary goals, improving student outcomes and connecting learning to life.





# Naviance Tasks for Quarters 1-4

Freshmen



# Naviance Tasks 2020-21

Class of 2024




It's **NEVER** too early to  
think about **COLLEGE**



# Naviance Tasks for 2020-21

## Class of 2024

- Must Enter Email Information
- Quarter 1: Transition to H.S. Survey
  - Students' answers will assist guidance to determine how schools can improve the overall high school experience.
  - Another tool for high school guidance to get to know each student better
- Quarter 2: Strength Explorer
  - *Strength Explorer allows students to realize their strengths, goals, knowledge, values, and interests in future careers.*
- Quarter 3: Create/update Resume
  - *Freshmen must begin their resumes and make updates until the end of senior year.*
- Quarter 4: Complete Career Cluster Finder
  - *Students will learn about different career clusters and which ones might be best for them based on their interests.*





# Naviance Tasks for Quarters 1-4

Sophomores



# Naviance Task for 2020-21

Class of 2023



- Quarter 1: Do What You Are
  - *Do What You Are* allows students to explore different career paths based on their strengths, goals, knowledge, values, and desired career choice. This assessment helps students make that connection between interests and career fields.
- Quarter 2: SuperMatch College Search
  - *Students will learn about their personality types and how SuperMatch can match with possible careers.*
- Quarter 3: Add Colleges to the Colleges I'm Thinking About List
  - *Students will explore their college options and learn about the admissions requirements.*
- Quarter 4: Complete/Update Game Plan Survey
  - *Students must identify a plan for their future after high school.*



# Naviance Tasks for Quarters 1-4

Juniors





# Naviance Task for 2020-21

Class of 2022



- Quarter 1: Complete Career Interest Profiler & Add Careers to Favorites
  - *Students will learn their Holland Interest Codes and identify possible career options.*
- Quarter 2: Complete the SuperMatch College Search
  - *Students will continue researching colleges and the different admissions requirements.*
- Quarter 3: Add to Colleges I'm Thinking About List
  - *Students will continue learning about the different colleges, admissions requirements and begin to narrow down the list to their top school choices.*
- Quarter 4: Explore Scholarships
  - *Students will begin exploring scholarship options through the National Scholarship Search & Scholarship Match.*





# Naviance Tasks for Quarters 1-4

Seniors

**I SURVIVED**  
**HIGH SCHOOL**



# Naviance Tasks for 2020-21

## Class of 2021



- Quarter 1: Take Beginning Senior Year Survey
  - *Class of 2021 must indicate their plans after graduation.*
- Quarter 2: Apply for Colleges and Request Transcripts via Naviance Student.
  - *Students must begin applying to the colleges*
- Quarter 3: Explore Scholarship Options with the National Scholarship Search & Scholarship Match (local scholarships).
  - *Student will continue to research and apply to scholarship opportunities.*
- Quarter 4: Complete District Mandated Senior Survey to Update Postsecondary Plans, College Acceptance Rate and Scholarship Award Information.
  - *Information will determine student's final post-secondary plans and total scholarships awarded.*

# Naviance Task for 2020-21

Class of 2021

## College Application Process

**Complete Applications Online**

- Common Application
- College Admission Websites

**Request transcripts through Naviance**

**If needed, request letters of recommendation through Naviance**

**Send your SAT and ACT scores directly to colleges through the appropriate website**

- Pre-Senior Survey
- Update Resume
- Apply to Colleges & Request Transcript
- Letters of Recommendation
- Apply to FAFSA (Oct. 1, 2020)
- Florida Bright Futures (Oct. 1, 2020)
- Apply to Local and National Scholarships
- Senior Survey (Must be completed before the last day on campus.)

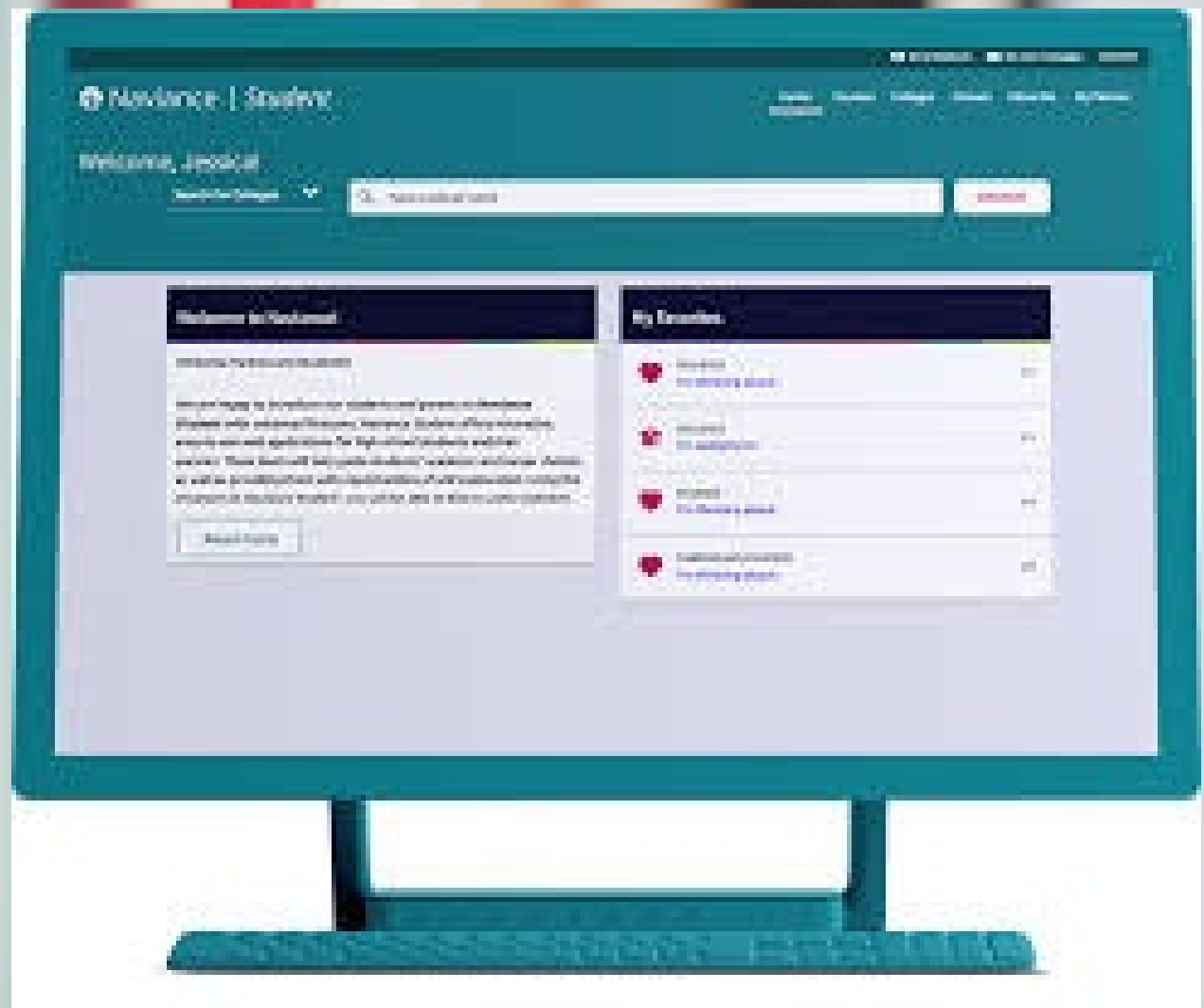


dreamstime.com



# Parent Sign on

NAVIANCE  
STUDENT



# Parent Sign On Instructions


To register for Naviance Student, a student or parent must:

- Go to the Naviance Student site on ATC's Website.
- Select *Parent or Guardian*
- Click on *I'm New and Need to Register*.
- In the *Registration Code* field, type in the registration code
- Click Register
- A student or parent needs to register only once, and the registration code is valid for one use only. On the next visit to Naviance Student, the student or parent will enter the selected username and password to access the site
- Parents who have multiple children do not need to register for Naviance Student separately for each child. When the parent and student records are linked correctly, the parent can sign into one Naviance Student account and select any of his or her children to view



# NAVIANCE PARENT SIGN ON

<https://student.naviance.com/atlantictc>



# Volunteer Service Hour Collection

9<sup>th</sup> – 12<sup>th</sup> Grades - On Fridays

Students can send their approval forms and volunteer hour log sheets via email to:  
Elizabeth.de-jesus@browardschools.com.

## Florida Bright Futures

100 hours – Florida Academic Scholars

75 hours – Florida Medallion Scholars

30 hours – Florida Gold Seal Vocational

0 hours – Florida Gold Seal CAPE

250 hours – Silver Cord

**Important Note:** 40 hours to graduate





[Elizabeth.De-jesus@browardschools.com](mailto:Elizabeth.De-jesus@browardschools.com) (754-321-5115)

